

QUARTER 1 (2022/2023)

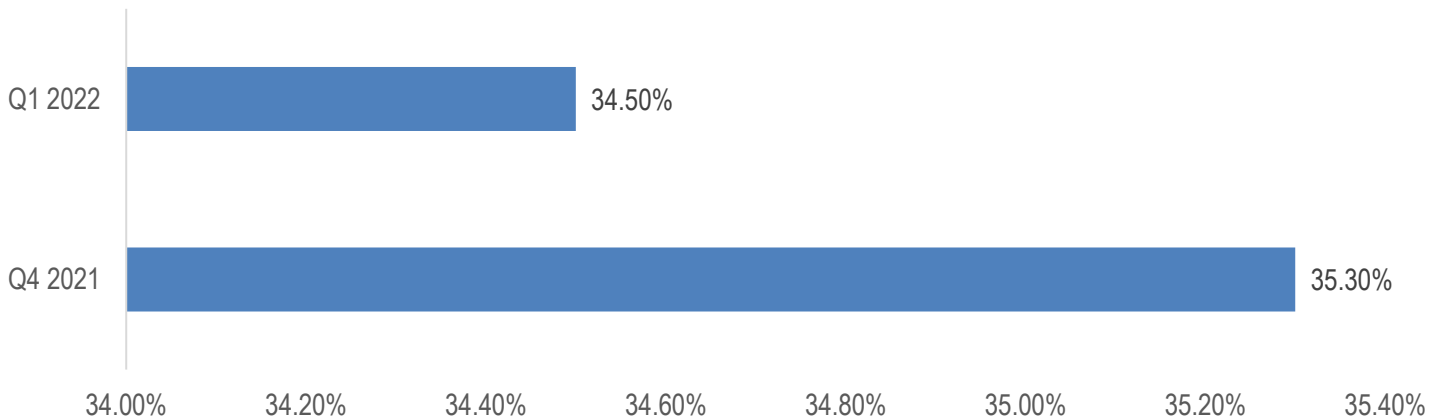
LABOUR MARKET DASHBOARD

SOUTH AFRICAN EMPLOYMENT STATISTICS

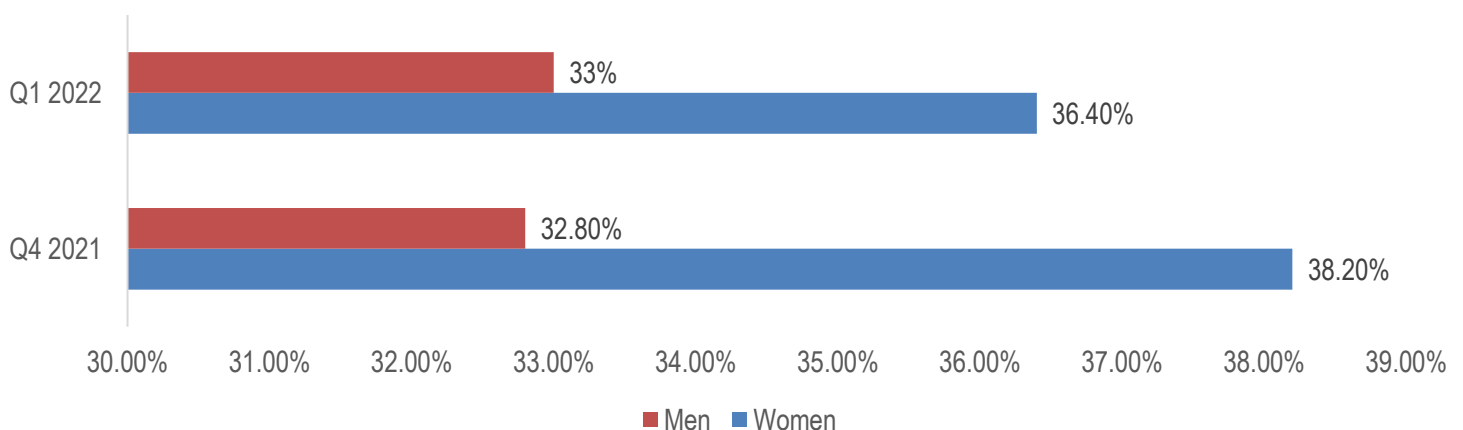
This dashboard outlines the South African Labour Market's employment statistics as outlined in the **Quarterly Labour Force Survey (QLFS)** as published by Statistics SA (Stats-SA) on the 31st of May 2022. **The statistics indicate that South Africa's unemployment rate decreased by 0.8% with Kwa-Zulu Natal reporting the highest increase in its provincial unemployment rate (1.7%), while the Northern Cape reported the highest decrease in its provincial unemployment rate.**

UNEMPLOYMENT RATES

TRENDS IN UNEMPLOYMENT RATES (Quarter to quarter change)



UNEMPLOYMENT RATE PER GENDER (Quarter to quarter change):



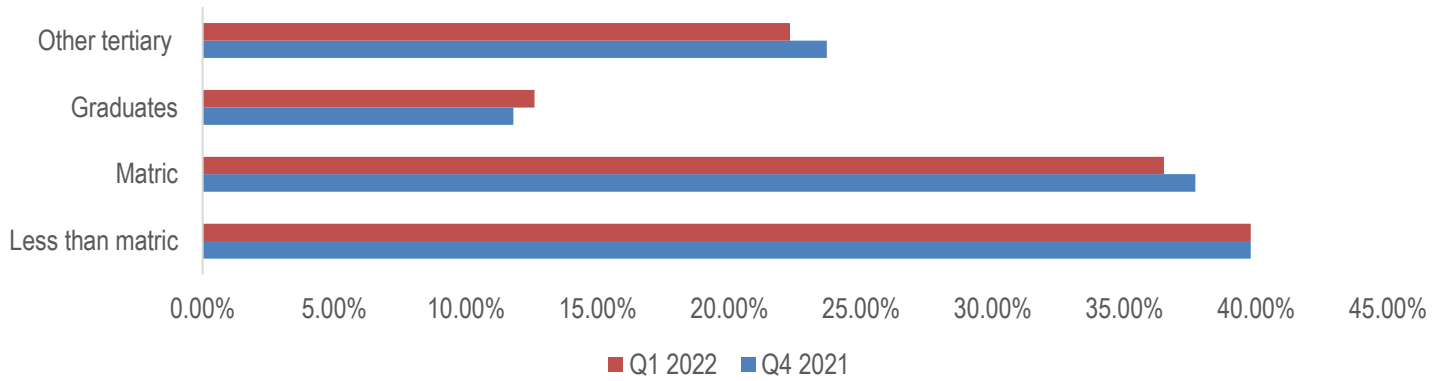
The South African unemployment decreased by 0.8% in quarter 1 of 2022 from 35.3% in quarter 4 2021. This sheds positive hopes and opportunities for the rest of the year.

Source: STATS SA

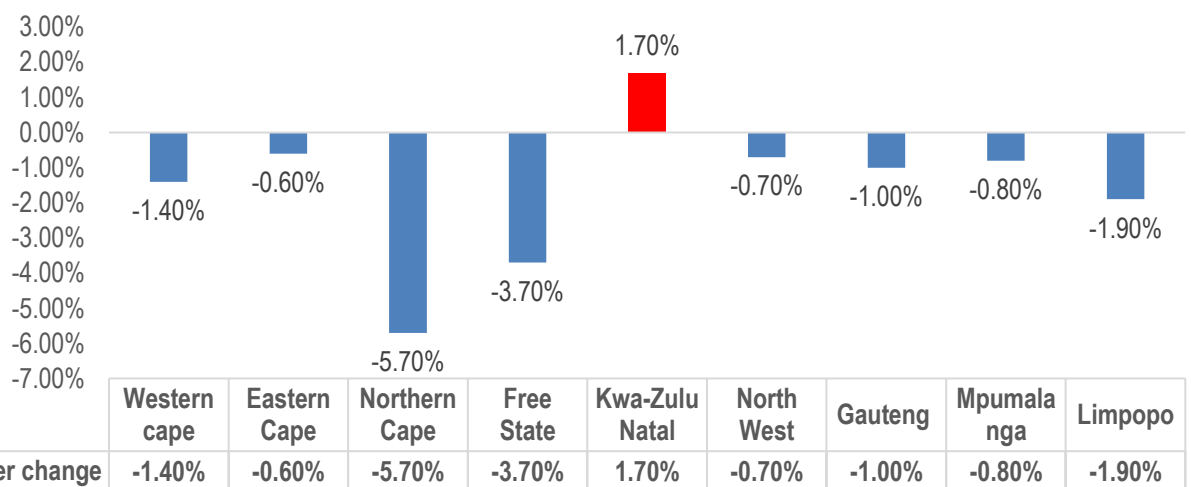
It is evident from the overall analysis of quarter 1 of 2022 that women remain the most affected by unemployment (36.40%) as compared to their counterparts (33%)

Source: STATS SA

UNEMPLOYMENT RATE BY EDUCATION STATUS (Quarter to quarter change)



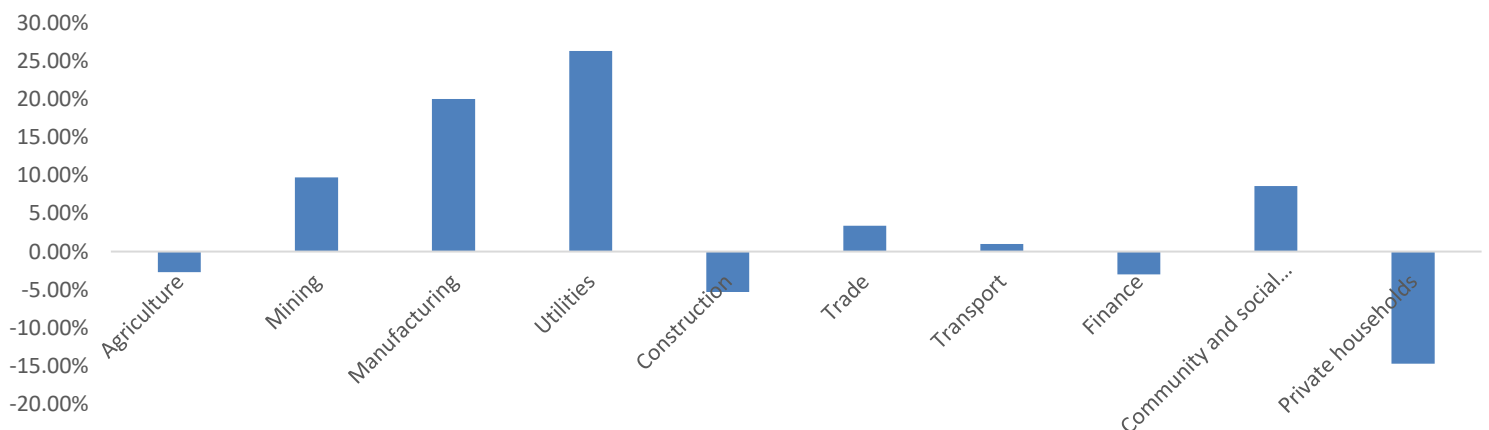
UNEMPLOYMENT RATES BY PROVINCE (Quarter 1 2022)



While unemployment decreased among people with other tertiary education and those with only Matric, it increased in those who identified as Graduates. It was also noted that the unemployment rate remained the same amongst those with less than a Matriculation qualification.

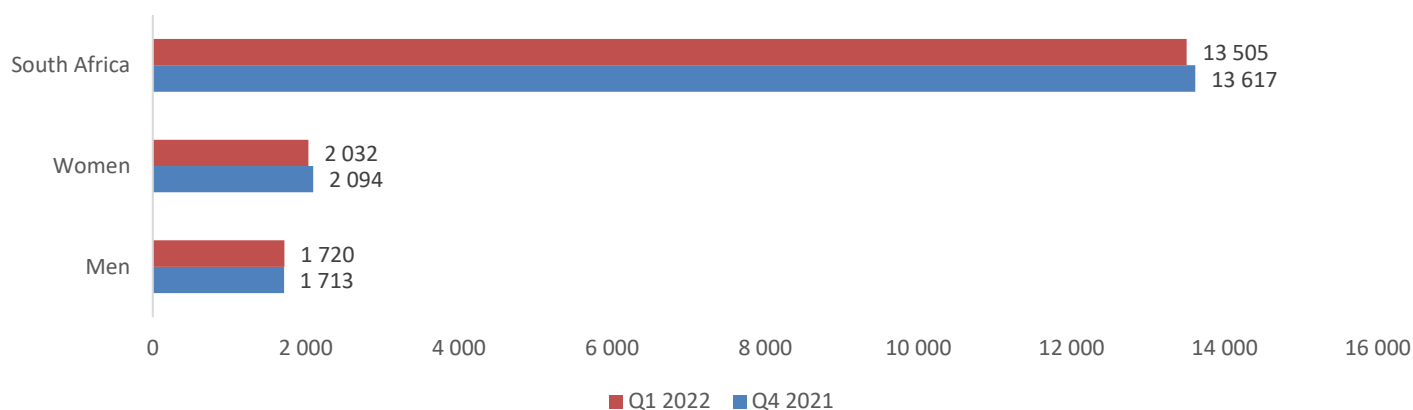
In the first quarter of 2022, people in Kwa-Zulu Natal have been the most vulnerable to job losses with an increase of 1.70% in unemployment rates, while the unemployment rates decreased significantly in the Northern Cape (-5.70%), followed by Free State (-3.70%). All provinces except Kwa-Zulu Natal showed a decrease in its provincial unemployment rate.

EMPLOYMENT RATES BY INDUSTRY (quarter to quarter change)



Employment rates increased the most in the Utilities industry followed by the Manufacturing industry. There has also been an increase in employment in the Mining industry, Trade industry, Transport industry and Community and Social Services industry, while Private households faced the highest employment decrease. The Agriculture, Construction and Finance industry have also experienced a decrease in employment.

DISCOURAGED WORK SEEKERS (quarter to quarter change)



The number of discouraged work seekers in South Africa has decreased by 112 from 13 617 people who were discouraged in quarter 4 of 2021 to 13 505 people in quarter 1 of 2022. The decrease is also evident amongst women, however, men who are discouraged from job seeking increased in quarter 1 of 2022 compared to quarter 4 of 2021.

(A discouraged work-seeker is a person who was not employed during the reference period, however wanted to work, was available to work/start a business, but did not take active steps towards the latter during the period under review.

Source: STATSSA

Conclusion:

- The official unemployment rate is reported as 34.5% in the first quarter of 2022.
- 370 000 jobs were gained between the fourth quarter of 2021 and the first quarter of 2022. The biggest job gains were recorded in Community and Social Services (281 000), Manufacturing (263 000) and Trade (98 000). However, there were job losses noted in Private households (186 000), Finance (72 000), Construction (60 000) and Agriculture (23 000). The total number of persons employed was 14,9 million in the first quarter of 2022.
- The number of unemployed persons decreased by 60 000 to 7.9 million in the first quarter of 2022 compared to the previous quarter. The changes in employment and unemployment resulted in the official unemployment rate decreasing by 0.8% from 35.5% in the fourth quarter of 2021 to 34.5% in the first quarter of 2022.

